

## Open School

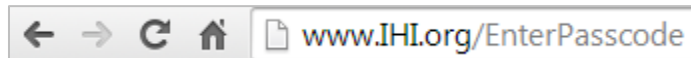
### How to Access the IHI Open School Online Courses

#### Step 1: Log in to IHI.org.

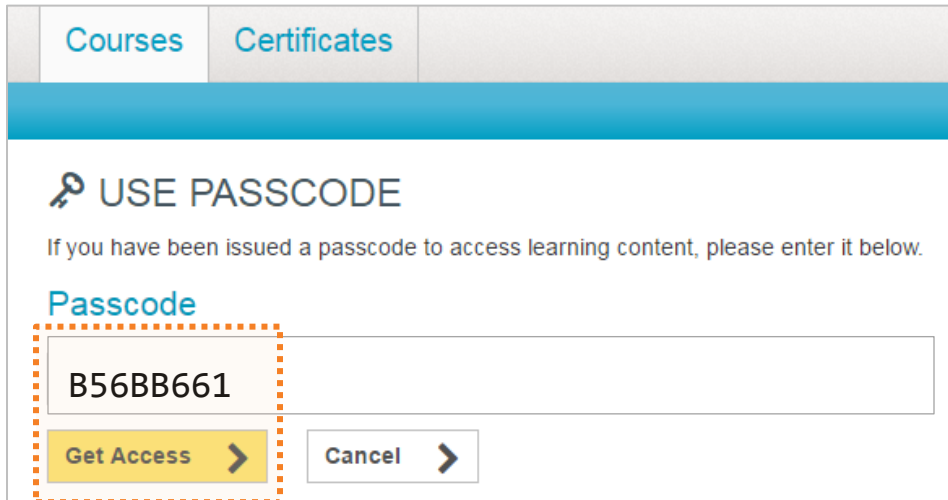
- Log in to IHI.org [here](#).
  - If you are not yet registered, do so at [www.IHI.org/RegisterFull](http://www.IHI.org/RegisterFull).

#### Step 2: Enter your group's passcode.

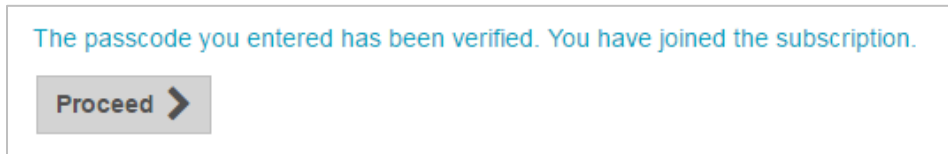
- After you have successfully logged in, go to [www.IHI.org/EnterPasscode](http://www.IHI.org/EnterPasscode).



- Enter your group's 8-digit passcode **B56BB661** and click the "Get Access" button.



- A confirmation message will appear, indicating you have joined your group and inviting you into the courses.



#### Step 3: Take courses.

- Now that you are registered for the courses, return directly to your learning using the following link: [www.IHI.org/RCSI](http://www.IHI.org/RCSI). Bookmark this link for easy access.